



	Xceed 1	Xceed 2	Xceed 3	
Speech Understanding	OpenSound Navigator™	Level 1	Level 2	-
	- Balancing power effect	100%	50%	-
	- Max. noise removal	9 dB	5 dB	-
	OpenSound Optimizer™	•	•	•
	Noise Reduction LX	-	-	•
	Multiband Adaptive Directionality LX	-	-	•
	OpenSound Booster™	•	•	-
	Speech Guard™ LX	Level 1	Level 3	-
	Single compression LX	-	-	•
	Speech Rescue™ LX	•	•	•
Sound Quality	Clear Dynamics	•	-	-
	Spatial Noise Management	•	-	-
	Processing Channels	48	48	48
	Bass Boost (streaming)	•	•	•
Listening Comfort	Transient Noise Management	4 configurations	3 configurations	-
	Feedback shield LX	•	•	•
	Wind Noise Management	•	•	•
Personalization & Optimizing Fitting	YouMatic™ LX, NR levels	3 configurations	2 configurations	-
	Fitting Bands	14	12	8
	Multiple Directionality Options	•	•	•
	Adaptation Management	•	•	•
	Oticon Firmware Updater	•	•	•
	VC range and step size	•	•	•
Connecting to the World	Fitting Formulas	DSE, VAC+, NAL-NL1 + 2, DSL v5.0	DSE, VAC+, NAL-NL1 + 2, DSL v5.0	DSE, NAL-NL1 + 2, DSL v5.0
	Stereo streaming (2.4 GHz)	•	•	•
	Oticon ON App	•	•	•
	ConnectClip	•	•	•
	Remote Control 3.0	•	•	•
	TV Adapter 3.0	•	•	•
	Phone Adapter 2.0	•	•	•
	Amigo FM	•	•	•
	Tinnitus SoundSupport™	•	•	•
	CROS/ BiCROS support	•	•	•
Bimodal fitting panel	•	•	•	

Oticon Xceed BTE SP is a super power hearing aid with a 13 size battery. It has separate push buttons for programs and volume for easy usage and control. It features T-coil, optional LED indications and FM support.

OpenSound Navigator helps power users to select and understand speech even in challenging sound environments by balancing the sound sources and suppressing background noise.

OpenSound Optimizer enhances both listening experience and comfort by blocking feedback and allowing the users to receive prescribed gain.

TwinLink wireless technology combines binaural communication and streaming, and 2.4 GHz connectivity for stereo streaming directly from digital sound sources.

Oticon Xceed is built on the Velox S platform using a programmable firmware architecture supporting future performance updates.

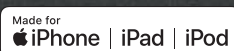
Operating conditions
 Temperature: +34°F to +104°F
 Relative humidity: 5% to 93%, non-condensing

Storage and transportation conditions
 Temperature and humidity should not exceed the following limits for extended periods during transportation and storage.
 Temperature: -13°F to +140°F
 Relative humidity: 5% to 93%, non-condensing

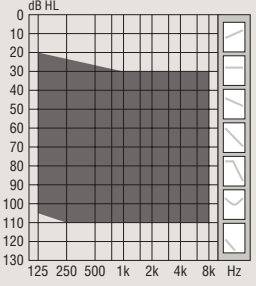

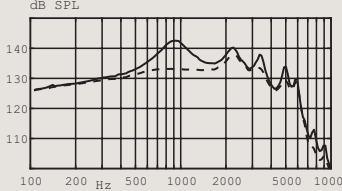
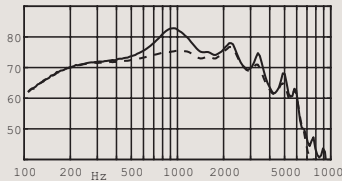
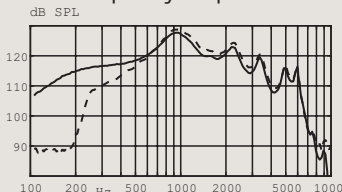
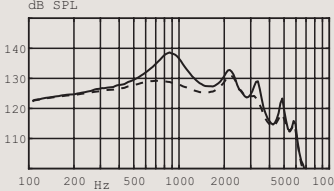
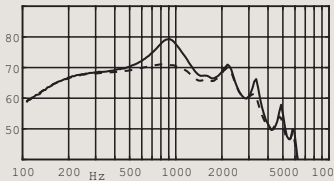
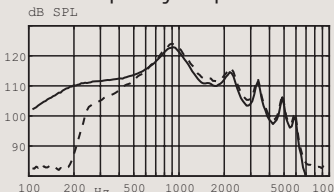
Absolute Hearing Solutions
 absolutehearing@att.net

750 Cross Pointe Road Suite F
 Gahanna, Ohio 43230

Phone: 614-452-4200
 Toll Free: 866-803-2159
 Fax: 614-577-0461
 www.absolutehearingsolutions.com



For information on compatibility, please visit www.oticon.com/support/compatibility

Technical data		Ear Simulator Measured according to IEC 60118-0:1983/AMD1:1994, IEC 60118-0:2015, IEC 60118-1:1995+AMD1:1998 CSV and IEC 60318-4:2010	2CC Coupler Measured according to ANSI S3.22-2014, IEC 60118-0:2015 and IEC 60318-5:2006
 <p>110</p>  <p>DSE Fitting Range Hook, undamped</p>		<p>OSPL90</p>  <p>Full-on Gain</p>  <p>— Standard tube, undamped hook - - - Standard tube, damped hook</p> <p>Frequency Response</p>  <p>— Acoustic input: 60 dB SPL - - - Magnetic input: 31.6 mA/m</p>	<p>OSPL90</p>  <p>Full-on Gain</p>  <p>— Standard tube, undamped hook - - - Standard tube, damped hook</p> <p>Frequency Response</p>  <p>— Acoustic input: 60 dB SPL - - - Magnetic input: 31.6 mA/m</p>
		<p>OSPL90</p> <p>Peak 143 dB SPL 1600 Hz 135 dB SPL HFA-OSPL90 138 dB SPL</p> <p>Full-on gain¹</p> <p>Peak 83 dB 1600 Hz 75 dB HFA-FOG 77 dB</p> <p>Reference test gain 61 dB</p> <p>Frequency range 100-6500 Hz</p> <p>Telecoil output (1600 Hz)</p> <p>1 mA/m field 109 dB SPL 10 mA/m field 126 dB SPL SPLITS L/R -</p> <p>Total harmonic distortion (Input 70 dB SPL)</p> <p>500 Hz 4 % 800 Hz <2 % 1600 Hz <2 %</p> <p>Equivalent input noise level</p> <p>Omni 18 dB SPL Dir 32 dB SPL</p> <p>Battery consumption²</p> <p>Typical 1.6 mA Quiescent 1.4 mA</p> <p>Battery life, artificial measurement, hours³ 200</p> <p>Expected battery life, hours (battery size 13 - IEC PR48)⁴ 75-115</p>	<p>OSPL90</p> <p>Peak 139 dB SPL 1600 Hz 127 dB SPL HFA-OSPL90 130 dB SPL</p> <p>Full-on gain¹</p> <p>Peak 79 dB 1600 Hz 67 dB HFA-FOG 70 dB</p> <p>Reference test gain 53 dB</p> <p>Frequency range 100-6100 Hz</p> <p>Telecoil output (1600 Hz)</p> <p>1 mA/m field - 10 mA/m field - SPLITS L/R 115 dB SPL</p> <p>Total harmonic distortion (Input 70 dB SPL)</p> <p>500 Hz 4 % 800 Hz <2 % 1600 Hz <2 %</p> <p>Equivalent input noise level</p> <p>Omni 19 dB SPL Dir 34 dB SPL</p> <p>Battery consumption²</p> <p>Typical 2.5 mA Quiescent 1.4 mA</p> <p>Battery life, artificial measurement, hours³ 125</p>

- Measured with the gain control of the hearing aid set to its full-on position minus 20 dB and with an input SPL of 70 dB. This is to obtain a gain response equal to the full-on gain response from e.g. IEC 60118-0+A1:1994 but without influence of feedback.
- Battery current is measured according to IEC 60118-0:1983/AMD1:1994 §7.11, IEC 60118-0:2015 §7.7 and ANSI S3.22:2014 §6.13 after a settling time of minimum 3 minutes.
- Based on the standardized battery consumption measurement (IEC 60118-0:1983/AMD1:1994). The actual battery life depends on battery quality, use pattern, active feature set, hearing loss and sound environment.
- Real usage battery life is shown as an estimated interval based on mixed use cases with variable amplification settings and variable input levels, incl. direct stereo streaming from a TV (25% of the time) and streaming from a mobile phone (6% of the time).