

Absolute Hearing Solutions
614-452-4280

Made for
iPhone | iPad | iPod



ReSound GN
.....

Get connected

The ReSound Smart 3D™ and Smart™ apps

GN Making Life Sound Better
FOR 150 YEARS

Introduction

Thank you for choosing our products. We have created this app to make it easy for you to use and control your hearing aids from your smartphone or mobile device.

For information on which smartphones and mobile devices are compatible with the app, visit: resound.com/compatibility.

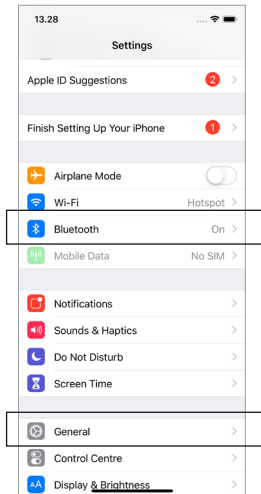
Before you can start using the app, you must pair your smartphone or mobile device with your hearing aids. This is easily done – just follow the steps below.

How to pair your hearing aids with your iOS device

1. Turn your hearing aids off.
2. Turn on **Bluetooth** by going to the **Settings** menu on your iOS device. The slider turns green when you activate Bluetooth.

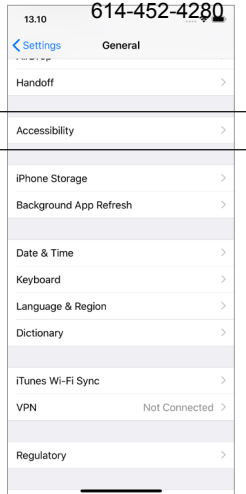


Absolute Hearing Solutions

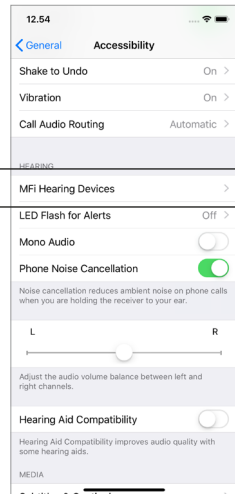


2

3



4



5

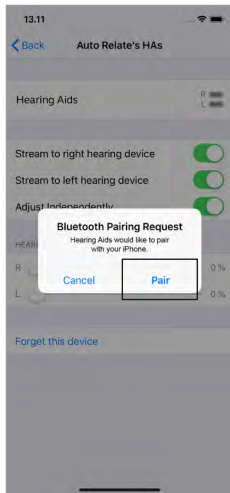
3. Go back to the main **Settings** menu and then, tap on **General**.

4. In the **General** menu, tap on **Accessibility**.

5. Scroll down to **MFi Hearing Devices**.

6. Turn your hearing aids on. Now, your iOS device will be able to detect your hearing aids.

Absolute Hearing Solutions



7. Tap on **Pair**.
8. Go to the **App Store**, and in the **Search** field on top enter the name of the app.
9. Download the app, open it and tap **Get Started**.
10. Follow the instructions on the screen to connect to the app. You are now ready to go.

How to pair your hearing aids with your Android™ device

1. Turn your hearing aids off.
2. Go the **Settings** menu and check that **Bluetooth** is turned on.
3. Go to **Google Play**, and in the Search field on top enter the name of the app.
4. Download the app, open it and tap **Get Started**.
5. Follow the instructions on the screen to connect to the app. You are now ready to go.

If you need to re-pair your iOS device

1. Start by removing the old pairing by going to the **Settings** menu.
2. Tap **General**, scroll down and select **Accessibility**.
3. Select **MFi Hearing Devices** and tap **Forget this device**.
4. Turn your iOS device off and on again and re-pair the hearing aids to the device. If you need more information, contact your hearing care professional.

Manufacturer according to FDA:

GN ReSound North America

8001 E Bloomington Freeway
Bloomington, MN 55420
USA
1-888-735-4327
resound.com

ReSound Government Services

8001 E Bloomington Freeway
Bloomington, MN 55420
USA
1-800-392-9932
resound.com/veterans

Manufacturer according to Health Canada:

ReSound Canada

303 Supertest Road
Toronto, ON M3J 2M4
Canada
1-888-737-6863
resound.com



Absolute Hearing Solutions LLC
absolutehearing@att.net

750 Cross Pointe Road Suite F
Gahanna, Ohio 43230

Phone: 614-452-4280
Toll Free: 888-803-2159
Fax: 614-577-0481
www.absolutehearingsolutions.com