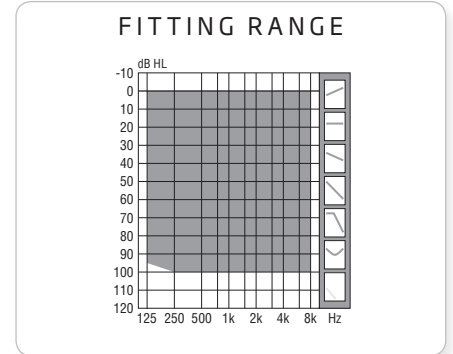


PRODUCT INFORMATION  
**OTICON RIA PRO**  
**OTICON RIA**

*Oticon Ria is built on the new Inium platform and is our best performing hearing solution in the essential category. The audiological features in Ria provide users essential listening performance in several situations and factor in individual listening preferences and patient needs.*

*The Ria family of instruments range from compact in-the-ear styles, including the Invisible-In-the-Canal (IIC) design for users looking for ultimate discretion, and ITE 100 for severe hearing losses, to a broad palette of BTE and RITE styles. RITE instruments use Oticon's miniFit receivers and the BTE instruments use the new Corda miniFit thin tubes. Both of these use the miniFit soft domes and custom ear pieces.*

*Ria solutions are appropriate for users with mild to severe-to-profound hearing losses.*



**YouMatic Essential**

YouMatic is a personal automatic system programmed to the patient's individual needs and sound preferences.

YouMatic Essential makes it easy to adjust the instrument's reaction and response performance to better match patients' preferences for comfort, support and clarity in sound.

**Free Focus Essential**

Free Focus Essential switches seamlessly between two modes - Optimized Omni and Split directionality - with the possibility to manually switch to Full directionality in very difficult listening situations.

Optimized Omni is a new mode of directionality specifically developed to improve speech understanding by mimicking the natural front focus of the pinna to provide the desired access to the speech signal.

**Inium feedback shield**

Inium feedback shield is an effective feedback protection system implemented on the new Oticon Inium platform. Inium feedback shield is a hybrid system combining two anti-feedback principles designed to both prevent and suppress feedback without superimposing artifacts onto the signal or sacrificing audibility.

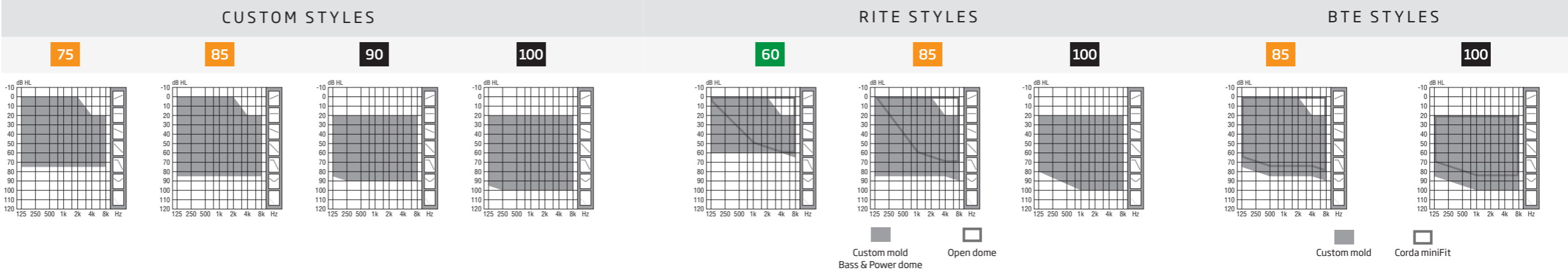
Inium feedback shield deploys the best combination of real time phase inversion and frequency shifting to deliver great sound quality at all times.

**Family Features**


- YouMatic Essential
- Binaural Synchronization
- Binaural PB Coordination
- Fitting Bandwidth 8 kHz
- Inium feedback shield
- Free Focus Essential
- Activity Analyzer
- T-coil
- AutoPhone Program
- Modulation-based Noise Management
- Single Band Directionality
- NAL-NL1, NAL-NL2 and DSL v5.0a m[i/o]
- Flexible miniFit receiver system
- ConnectLine enabled
- DAL input and FM option
- In-situ audiometry (Genie)



PRODUCT OVERVIEW



OSPL90 (peak)	Ear simulator	119 dB SPL	126 dB SPL	130 dB SPL	135 dB SPL	115 dB SPL	127 dB SPL	132 dB SPL	131 dB SPL	126 dB SPL	135 dB SPL
	2cc coupler	109 dB SPL	117 dB SPL	121 dB SPL	127 dB SPL	105 dB SPL	118 dB SPL	124 dB SPL	121 dB SPL	117 dB SPL	126 dB SPL
Full-on gain (peak)	Ear simulator	49 dB	59 dB	64 dB	71 dB	46 dB	65 dB	66 dB	62 dB	61 dB	68 dB
	2cc coupler	38 dB	50 dB	54 dB	62 dB	35 dB	55 dB	57 dB	53 dB	51 dB	60 dB



Battery size	10	312	13	miniRITE 312	RITE 312	miniBTE 312	BTE13 13
Fitting levels	75, 85	75, 85, 90, 100	75, 85, 90, 100	60, 85, 100	60, 85, 100	85	85, 100
Battery life (h)*	100	75-135	140-250	80-110	80-110	115-140	85-190
Wireless		○	○	■	■	■	■
Directional		○	■	■	■	■	■
Program control	○	○	○	■	■	■	■
Volume control		○	○	■	■	■	■
Telecoil		○	○	■	■	■	■
AutoPhone		○	○	■	■	■	■
Connectline compatible		○	○	■	■	■	■
FM compatible			○	■	■	■	■
Programming interface, cable #3	FlexConnect Mini	FlexConnect Mini	FlexConnect Mini	FlexConnect	Programming shoe	Cable #3 directly	Programming shoe

■ Default  
○ Option

\* Real usage battery life is shown as an estimated interval based on measurements with variable amplification settings and variable input levels.

**CUSTOM STYLES**

Wax protection: Receiver in all instruments, ProWax; Microphone in 10 battery instruments, T-Cap; Microphone in 312 and 13 battery instruments, O-Cap.

Instruments with 312 battery may be produced with horizontal battery drawer depending on ear geometry. Four receiver sizes are available for custom products corresponding to fitting levels. The receiver is selected at Oticon based on the audiogram. Power options are indicated on the order form.

**GENERAL INFO BTE/RITE STYLES**

Tamper resistant battery drawer: Available in 7 colors for all BTE and RITE styles.

DAI adaptor: AP900 (available for BTE13 and RITE styles).

Dedicated FM receiver: Amigo R12 (available for BTE13 and RITE styles).

FM adaptor: FM 9 (available for BTE13 styles). Compatible with Amigo R1, R2 and other universal receivers (not recommended for instruments using 312 batteries).



PRODUCT OVERVIEW

GENERAL FITTING

Oticon Ria instruments are programmed using the Genie 2014.1 fitting software or higher compatible with NOAH 3 or higher. They can be programmed using either programming cables #3 or wirelessly using nEARcom (TM#1).

**Wireless fitting - nEARcom**

nEARcom provides a wireless link between NOAHlink and one or two wireless-enabled hearing instruments. In addition, nEARcom provides a pass-through connection to accommodate programming cables and replaces the existing NOAHlink neck loop (*not available for non-wireless products; consult order form for options*).

RITE STYLES

Receiver unit	Must use miniFit receivers. Select between three receiver types with different output performance, labeled according to fitting capabilities: 60, 85 and 100. 60 and 85 available in lengths from size 0-5. 100 available in lengths from size 1-5.	Ear Pieces	Must use miniFit ear pieces. Open domes in size 6, 8 and 10 mm. Bass domes, single vent in size 6, 8, 10 and 12 mm. Bass domes, double vent in size 6, 8, 10 and 12 mm. Power domes in size 6, 8, 10 and 12 mm. Custom ear pieces are available as LiteTip and Micro Mold (requires taking an impression).
Receiver wire	Separate wires connect Power Receiver molds (100) to RITE instruments, available in lengths from size 1-5.	Wax protection	'ProWax miniFit' in all miniFit receivers. 'ProWax' in Power Receiver Mold, LiteTip and Micro Mold.
Receiver connector to instrument	Type C1 (marked on packaging).		

BTE STYLES

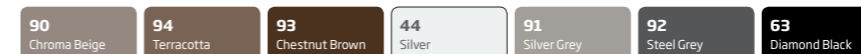
Sound hook	Interchangeable standard and child hook	Ear pieces	Must use miniFit ear pieces for Corda miniFit. Open domes in size 6, 8 and 10 mm. Bass domes, single vent in size 6, 8, 10 and 12 mm. Bass domes, double vent in size 6, 8, 10 and 12 mm. Power domes in size 6, 8, 10 and 12 mm. Custom ear pieces are available as a Corda Mold (requires taking an impression).
Damper	Damping plug available for BTE13 <b>85</b>	Wax Protection	'ProWax' for Corda Mold.
Thin tubes	Corda miniFit (0.9 mm tubes) for miniBTE <b>85</b> and BTE13 <b>85</b> . Corda miniFit Power (1.3 mm tubes) for BTE13 <b>100</b> . Thin tubes are available in lengths from size -1 to 4. Style specific adapters must be used when connecting thin tubes.		

MODEL FEATURES	Oticon Ria Pro	Oticon Ria
Fitting formulas	NAL, DSL	NAL, DSL
YouMatic	Essential	Essential
Binaural Synchronization (automatics)	Yes	No
Binaural Coordination (PB operations)	Yes	Yes
Fitting Bandwidth*	8 kHz	8 kHz
Free Focus	Essential	Essential
Inium feedback shield	Yes	Yes
Fitting Bands	6	4

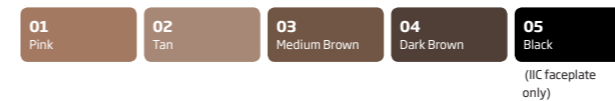
\* Bandwidth accessible for gain adjustments during fitting

COLOR SELECTION

RITE & BTE STYLES



CUSTOM STYLES



POWER RECEIVER MOLD



06 Clear

**miniRITE 60**  
OTICON RIA PRO  
OTICON RIA



Scale 1:1

**Technical information**  
Omnidirectional mode is used unless otherwise stated.

60

OSPL90	Peak	115 dB SPL	105 dB SPL
	1600 Hz	110 dB SPL	101 dB SPL
	Average	108 dB SPL	103 dB SPL
Full-on gain	Peak	46 dB	35 dB
	1600 Hz	37 dB	29 dB
	Average	34 dB	30 dB
Reference test gain		30 dB	26 dB
Frequency range		100-7200 Hz	100-7000 Hz
Telecoil output (1600 Hz)	1 mA/m field	-	-
	10 mA/m field	-	-
	SPLITS L/R	-	-
Total harmonic distortion (Input 70 dB SPL)	500 Hz	<2 %	<2 %
	800 Hz	<2 %	<2 %
	1600 Hz	<2 %	<2 %
Equivalent input noise level (A)	Omni	21 dB SPL	16 dB SPL
	Dir	29 dB SPL	24 dB SPL
Battery consumption	Quiescent	1.0 mA	1.0 mA
	Typical	1.1 mA	1.3 mA

Battery life, calculated, hours\*

Size 312 (IEC PR41)

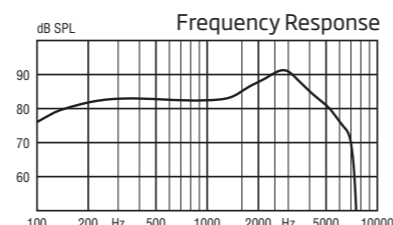
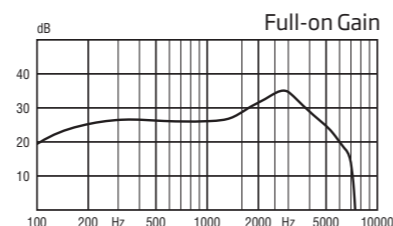
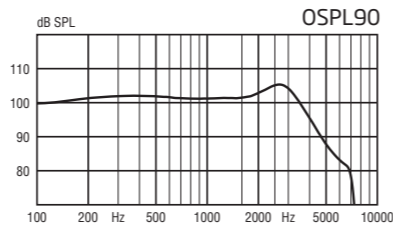
IRIL (IEC 60118-13-2011)

800/1400/2000 MHz: 43/26/<18 dB SPL

\* Based on the standardized battery consumption measurement (IIC 60118-0.) The actual battery life depends on battery quality, use pattern, active feature set, hearing loss and sound environment

**Oticon | Ria**

**ZCC COUPLER**  
Measured according to  
ANSI S3.22 (2003) and S3.7 (1995),  
IEC 60118-7 (2005) and IEC 60318-5 (2006).



130

**miniRITE 85**  
OTICON RIA PRO  
OTICON RIA



Scale 1:1

**Technical information**  
Omnidirectional mode is used unless otherwise stated.

85

OSPL90	Peak	127 dB SPL	118 dB SPL
	1600 Hz	123 dB SPL	114 dB SPL
	Average	119 dB SPL	114 dB SPL
Full-on gain	Peak	65 dB	55 dB
	1600 Hz	51 dB	43 dB
	Average	52 dB	47 dB
Reference test gain		44 dB	38 dB
Frequency range		100-7500 Hz	100-7200 Hz
Telecoil output (1600 Hz)	1 mA/m field	-	-
	10 mA/m field	-	-
	SPLITS L/R	-	-
Total harmonic distortion (Input 70 dB SPL)	500 Hz	<2 %	<2 %
	800 Hz	2.4 %	<2 %
	1600 Hz	<2 %	<2 %
Equivalent input noise level (A)	Omni	25 dB SPL	18 dB SPL
	Dir	33 dB SPL	25 dB SPL
Battery consumption	Quiescent	1.0 mA	1.0 mA
	Typical	1.1 mA	1.2 mA

Battery life, calculated, hours\*

Size 312 (IEC PR41)

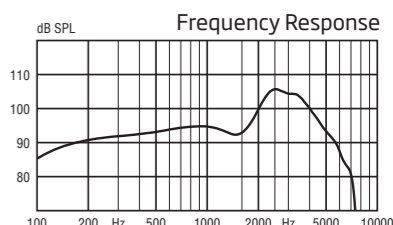
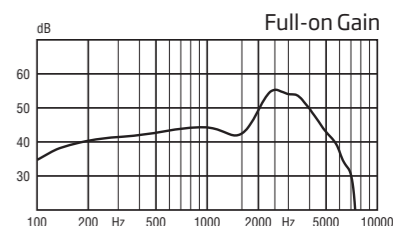
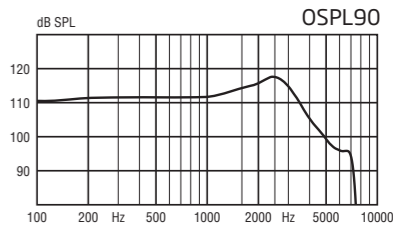
IRIL (IEC 60118-13-2011)

800/1400/2000 MHz: 45/30/25 dB SPL

\* Based on the standardized battery consumption measurement (IIC 60118-0.) The actual battery life depends on battery quality, use pattern, active feature set, hearing loss and sound environment

**Oticon | Ria**

**ZCC COUPLER**  
Measured according to  
ANSI S3.22 (2003) and S3.7 (1995),  
IEC 60118-7 (2005) and IEC 60318-5 (2006).



130

**miniRITE 100**  
OTICON RIA PRO  
OTICON RIA



Scale 1:1

**Technical information**  
Omnidirectional mode is used unless otherwise stated.

**Warning to the instrument dispenser**  
The maximum output capability of the hearing instrument may exceed 132 dB SPL (IEC 711). Special care should be exercised in selecting and fitting the instrument as there may be risk of impairing the remaining hearing of the hearing instrument user.

**100**

OSPL90	Peak	132 dB SPL	124 dB SPL
	1600 Hz	131 dB SPL	124 dB SPL
	Average	126 dB SPL	121 dB SPL
Full-on gain	Peak	66 dB	57 dB
	1600 Hz	56 dB	49 dB
	Average	58 dB	52 dB
Reference test gain		50 dB	44 dB
Frequency range		100-7500 Hz	100-7200 Hz
Telecoil output (1600 Hz)	1 mA/m field	-	-
	10 mA/m field	-	-
	SPLITS L/R	-	-
Total harmonic distortion	500 Hz	2.5 %	<2 %
(Input 70 dB SPL)	800 Hz	<2 %	<2 %
	1600 Hz	<2 %	<2 %
Equivalent input noise level (A)	Omni	22 dB SPL	16 dB SPL
	Dir	30 dB SPL	25 dB SPL
Battery consumption	Quiescent	1.0 mA	1.0 mA
	Typical	1.1 mA	1.3 mA

Battery life, calculated, hours\*  
Size 312 (IEC PR41)  
IRIL (IEC 60118-13-2011)

130

800/1400/2000 MHz: 46/28/23 dB SPL

\* Based on the standardized battery consumption measurement (IEC 60118-0.) The actual battery life depends on battery quality, use pattern, active feature set, hearing loss and sound environment

**Oticon | Ria**

**RITE 60**  
OTICON RIA PRO  
OTICON RIA



Scale 1:1

**Technical information**  
Omnidirectional mode is used unless otherwise stated.

**60**

OSPL90	Peak	115 dB SPL	105 dB SPL
	1600 Hz	110 dB SPL	101 dB SPL
	Average	108 dB SPL	103 dB SPL
Full-on gain	Peak	46 dB	35 dB
	1600 Hz	37 dB	29 dB
	Average	34 dB	30 dB
Reference test gain		30 dB	26 dB
Frequency range		100-7200 Hz	100-7000 Hz
Telecoil output (1600 Hz)	1 mA/m field	65 dB SPL	-
	10 mA/m field	85 dB SPL	-
	SPLITS L/R	-	82/82 dB SPL
Total harmonic distortion	500 Hz	<2 %	<2 %
(Input 70 dB SPL)	800 Hz	<2 %	<2 %
	1600 Hz	<2 %	<2 %
Equivalent input noise level (A)	Omni	21 dB SPL	16 dB SPL
	Dir	29 dB SPL	24 dB SPL
Battery consumption	Quiescent	1.0 mA	1.0 mA
	Typical	1.1 mA	1.3 mA

Battery life, calculated, hours\*  
Size 312 (IEC PR41)  
IRIL (IEC 60118-13-2011)

130

800/1400/2000 MHz: 27/46/51 dB SPL

\* Based on the standardized battery consumption measurement (IEC 60118-0.) The actual battery life depends on battery quality, use pattern, active feature set, hearing loss and sound environment

**RITE 85**  
OTICON RIA PRO  
OTICON RIA

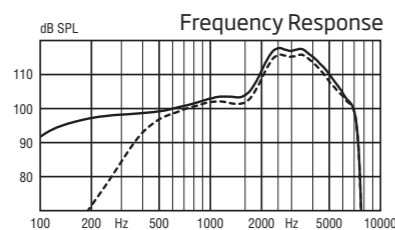
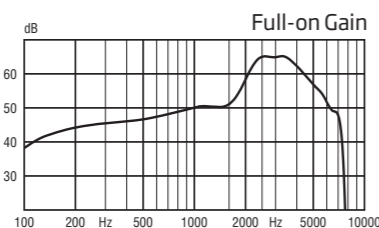
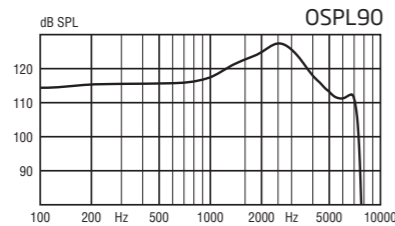


Scale 1:1

**Technical information**  
Omnidirectional mode is used unless otherwise stated.

**EAR SIMULATOR**

Measured according to IEC 60118-0 (1983) and 60711 (1981) and DIN 45605.

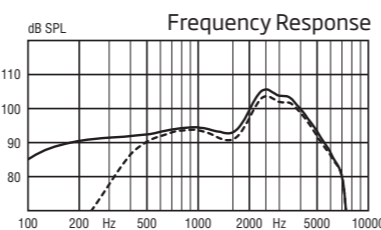
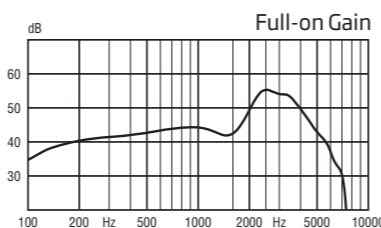
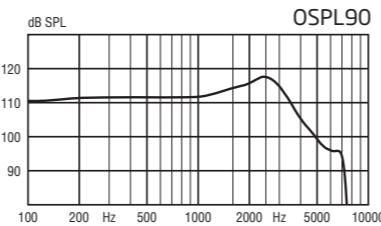


— Acoustic input: 60 dB SPL  
- - - Magnetic input: 31.6 mA/m

**Oticon | Ria**

**ZCC COUPLER**

Measured according to ANSI S3.22 (2003) and S3.7 (1995), IEC 60118-7 (2005) and IEC 60318-5 (2006).



— Acoustic input: 60 dB SPL  
- - - Magnetic input: 31.6 mA/m

85

OSPL90	Peak	127 dB SPL	118 dB SPL
	1600 Hz	123 dB SPL	114 dB SPL
	Average	119 dB SPL	114 dB SPL
Full-on gain	Peak	65 dB	55 dB
	1600 Hz	51 dB	43 dB
	Average	52 dB	47 dB
Reference test gain		44 dB	38 dB
Frequency range		100-7500 Hz	100-7200 Hz
Telecoil output (1600 Hz)	1 mA/m field	79 dB SPL	-
	10 mA/m field	99 dB SPL	-
	SPLITS L/R	-	95/95 dB SPL
Total harmonic distortion	500 Hz	<2 %	<2 %
(Input 70 dB SPL)	800 Hz	2.4 %	<2 %
	1600 Hz	<2 %	<2 %
Equivalent input noise level (A)	Omni	25 dB SPL	18 dB SPL
	Dir	33 dB SPL	25 dB SPL
Battery consumption	Quiescent	1.0 mA	1.0 mA
	Typical	1.1 mA	1.2 mA

Battery life, calculated, hours\*

Size 312 (IEC PR41)

IRIL (IEC 60118-13-2011)

800/1400/2000 MHz: 19/41/36 dB SPL

130

\* Based on the standardized battery consumption measurement (IIC 60118-0.) The actual battery life depends on battery quality, use pattern, active feature set, hearing loss and sound environment

**Oticon | Ria**

**RITE 100**  
OTICON RIA PRO  
OTICON RIA



Scale 1:1

**Technical information**  
Omnidirectional mode is used unless otherwise stated.

**Warning to the instrument dispenser**

The maximum output capability of the hearing instrument may exceed 132 dB SPL (IEC 711). Special care should be exercised in selecting and fitting the instrument as there may be risk of impairing the remaining hearing of the hearing instrument user.

100

OSPL90	Peak	132 dB SPL	124 dB SPL
	1600 Hz	131 dB SPL	124 dB SPL
	Average	126 dB SPL	121 dB SPL
Full-on gain	Peak	66 dB	57 dB
	1600 Hz	56 dB	49 dB
	Average	58 dB	52 dB
Reference test gain		50 dB	44 dB
Frequency range		100-7500 Hz	100-7200 Hz
Telecoil output (1600 Hz)	1 mA/m field	85 dB SPL	-
	10 mA/m field	105 dB SPL	-
	SPLITS L/R	-	101/101 dB SPL
Total harmonic distortion	500 Hz	2.5 %	<2 %
(Input 70 dB SPL)	800 Hz	<2 %	<2 %
	1600 Hz	<2 %	<2 %
Equivalent input noise level (A)	Omni	22 dB SPL	16 dB SPL
	Dir	30 dB SPL	25 dB SPL
Battery consumption	Quiescent	1.0 mA	1.0 mA
	Typical	1.1 mA	1.3 mA

Battery life, calculated, hours\*

Size 312 (IEC PR41)

IRIL (IEC 60118-13-2011)

800/1400/2000 MHz: <17/49/39 dB SPL

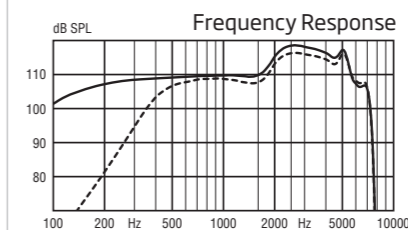
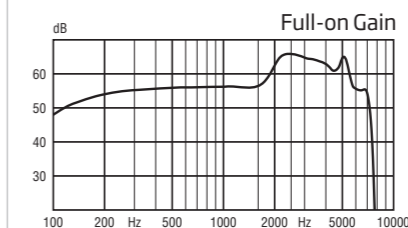
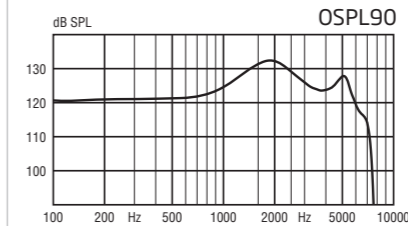
130

\* Based on the standardized battery consumption measurement (IIC 60118-0.) The actual battery life depends on battery quality, use pattern, active feature set, hearing loss and sound environment

**Oticon | Ria**

**EAR SIMULATOR**

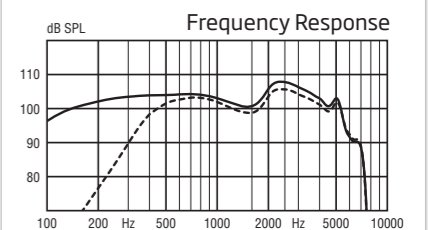
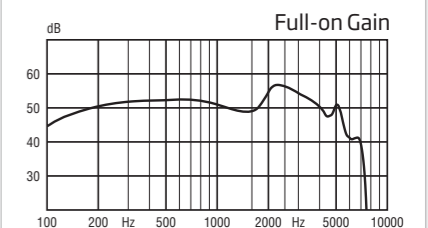
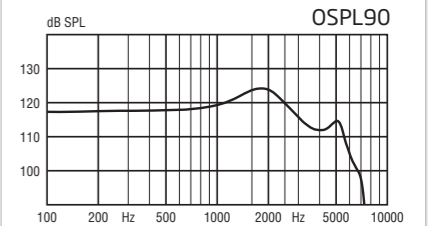
Measured according to IEC 60118-0 (1983) and 60711 (1981) and DIN 45605.



— Acoustic input: 60 dB SPL  
- - - Magnetic input: 31.6 mA/m

**ZCC COUPLER**

Measured according to ANSI S3.22 (2003) and S3.7 (1995), IEC 60118-7 (2005) and IEC 60318-5 (2006).



— Acoustic input: 60 dB SPL  
- - - Magnetic input: 31.6 mA/m

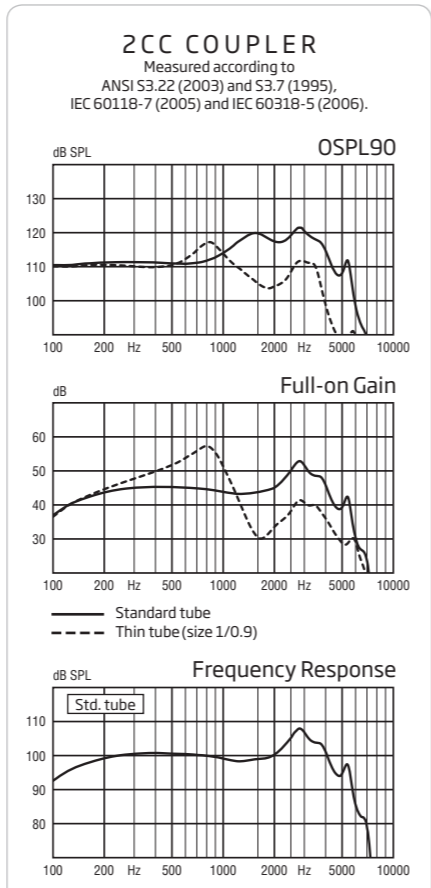
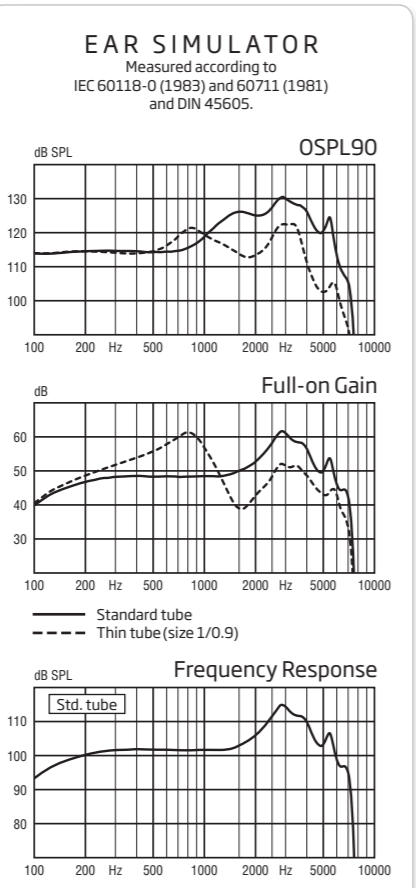


**miniBTE 85**  
OTICON RIA PRO  
OTICON RIA

**Oticon | Ria**



**Technical information**  
Omnidirectional mode is used unless otherwise stated.



<b>85</b>			
OSPL90	Peak	131 (122*) dB SPL	121 (117*) dB SPL
	1600 Hz	126 (114*) dB SPL	120 (105*) dB SPL
	Average	119 (116*) dB SPL	118 (109*) dB SPL
Full-on gain	Peak	62 (61*) dB	53 (57*) dB
	1600 Hz	50 (39*) dB	44 (30*) dB
	Average	50 (52*) dB	46 (40*) dB
Reference test gain		43 dB	41 dB
Frequency range		100-7200 Hz	100-6200 Hz
Telecoil output (1600 Hz)	1 mA/m field	-	-
	10 mA/m field	-	-
	SPLITS L/R	-	-
Total harmonic distortion	500 Hz	<2%	<2%
(Input 70 dB SPL)	800 Hz	<2%	<2%
	1600 Hz	<2%	<2%
Equivalent input noise level (A)	Omni	22 dB SPL	17 dB SPL
	Dir	29 dB SPL	25 dB SPL
Battery consumption	Quiescent	1.0 mA	1.0 mA
	Typical	1.1 mA	1.2 mA

Battery life, calculated, hours\*\* 130  
 Size 312 (IEC PR41)  
 IRIL (IEC 60118-13-2011) 800/1400/2000 MHz: <18/24/36 dB SPL

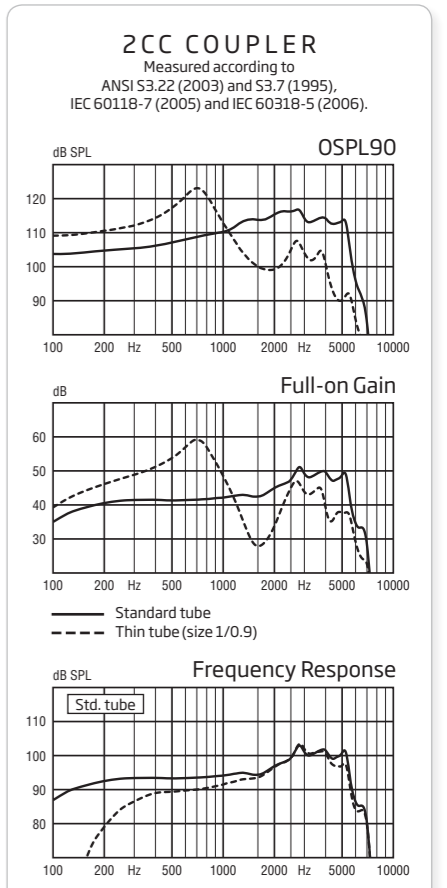
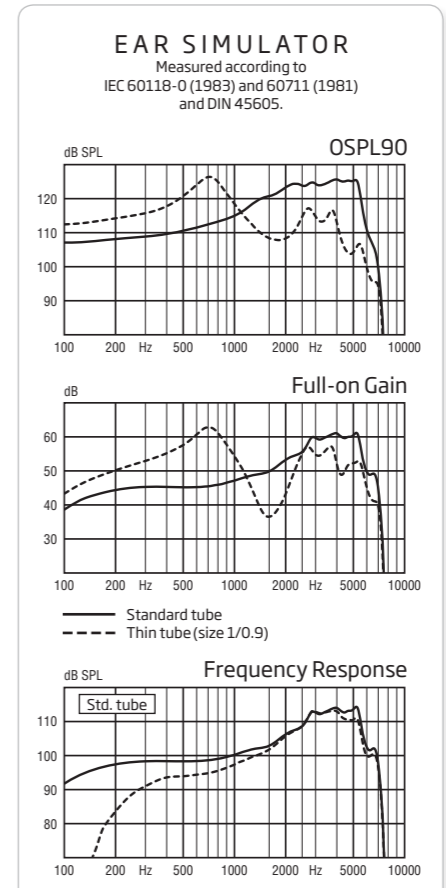
\* For instruments fitted with Corda miniFit  
 \*\* Based on the standardized battery consumption measurement (IEC 60118-0). The actual battery life depends on battery quality, use pattern, active feature set, hearing loss and sound environment

**BTE13 85**  
OTICON RIA PRO  
OTICON RIA

**Oticon | Ria**



**Technical information**  
Omnidirectional mode is used unless otherwise stated.



<b>85</b>			
OSPL90	Peak	126 (126*) dB SPL	117 (123*) dB SPL
	1600 Hz	121 (108*) dB SPL	114 (100*) dB SPL
	Average	116 (116*) dB SPL	113 (106*) dB SPL
Full-on gain	Peak	61 (63*) dB	51 (59*) dB
	1600 Hz	50 (36*) dB	43 (28*) dB
	Average	49 (52*) dB	44 (41*) dB
Reference test gain		43 dB	36 dB
Frequency range		100-7200 Hz	100-7000 Hz
Telecoil output (1600 Hz)	1 mA/m field	79 dB SPL	-
	10 mA/m field	99 dB SPL	-
	SPLITS L/R	-	94/94 dB SPL
Total harmonic distortion	500 Hz	<2%	<2%
(Input 70 dB SPL)	800 Hz	<2%	<2%
	1600 Hz	<2%	<2%
Equivalent input noise level (A)	Omni	23 dB SPL	18 dB SPL
	Dir	32 dB SPL	27 dB SPL
Battery consumption	Quiescent	1.1 mA	1.1 mA
	Typical	1.1 mA	1.1 mA

Battery life, calculated, hours\*\* 240  
 Size 13 (IEC PR48)  
 IRIL (IEC 60118-13-2011) 800/1400/2000 MHz: 24/48/45 dB SPL

\* For instruments fitted with Corda miniFit  
 \*\* Based on the standardized battery consumption measurement (IEC 60118-0). The actual battery life depends on battery quality, use pattern, active feature set, hearing loss and sound environment

**BTE13 100**  
OTICON RIA PRO  
OTICON RIA

**Oticon | Ria**



Scale 1:1

**Technical information**  
Omnidirectional mode is used unless otherwise stated.

**Warning to the instrument dispenser**  
The maximum output capability of the hearing instrument may exceed 132 dB SPL (IEC 711). Special care should be exercised in selecting and fitting the instrument as there may be risk of impairing the remaining hearing of the hearing instrument user.

100

OSPL90	Peak	135 (132*) dB SPL	126 (128*) dB SPL
	1600 Hz	128 (116*) dB SPL	120 (108*) dB SPL
	Average	122 (121*) dB SPL	120 (115*) dB SPL
Full-on gain	Peak	68 (66*) dB	60 (62*) dB
	1600 Hz	60 (44*) dB	52 (36*) dB
	Average	57 (56*) dB	53 (49*) dB
Reference test gain		53 dB	43 dB
Frequency range		100-7200 Hz	100-6000 Hz
Telecoil output (1600 Hz)	1 mA/m field	89 dB SPL	-
	10 mA/m field	109 dB SPL	-
	SPLITS L/R	-	100/100 dB SPL
Total harmonic distortion	500 Hz	<2 %	<2 %
(Input 70 dB SPL)	800 Hz	<2 %	<2 %
	1600 Hz	<2 %	<2 %
Equivalent input noise level (A)	Omni	19 dB SPL	16 dB SPL
	Dir	29 dB SPL	26 dB SPL
Battery consumption	Quiescent	1.1 mA	1.1 mA
	Typical	1.1 mA	1.1 mA

Battery life, calculated, hours\*\*  
Size 13 (IEC PR48)

IRIL (IEC 60118-13-2011)

800/1400/2000 MHz: 24/48/45 dB SPL

\* For instruments fitted with Corda miniFit Power

\*\* Based on the standardized battery consumption measurement (IEC 60118-0.) The actual battery life depends on battery quality, use pattern, active feature set, hearing loss and sound environment

**CUSTOM 75 (IIC ONLY)**  
OTICON RIA PRO

**Oticon | Ria**



Scale 1:1

**Technical information**  
All measurements are made on instruments with ProWax receiver and T-Cap microphone protection.

75

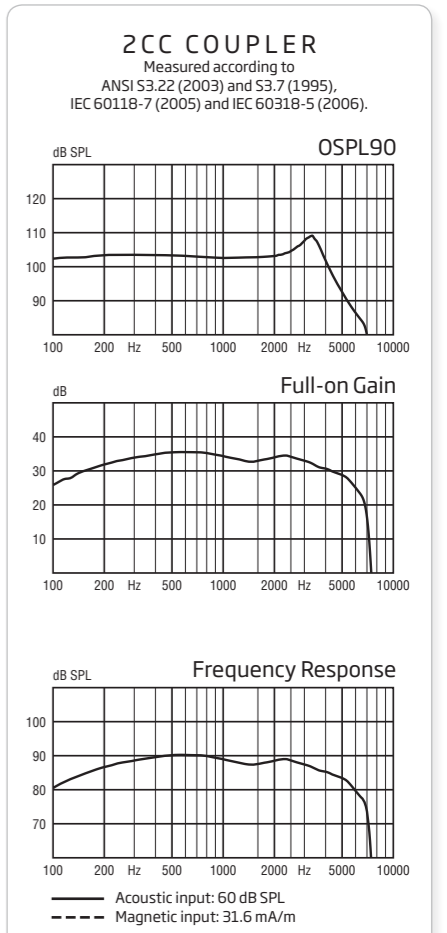
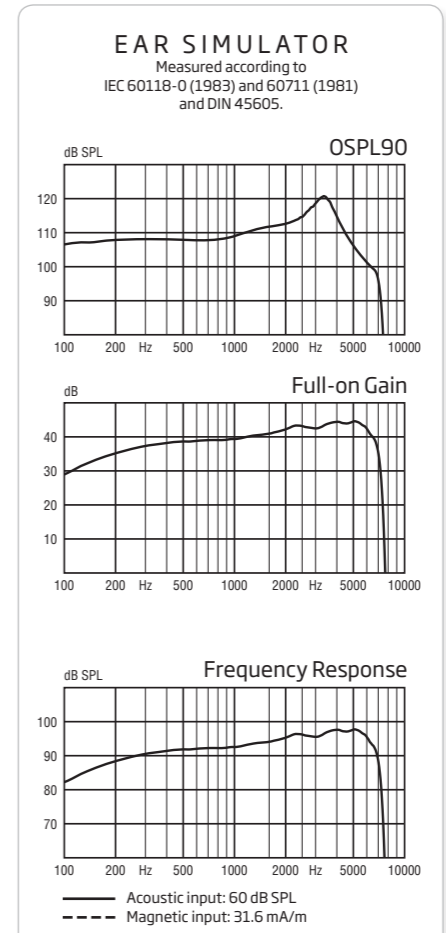
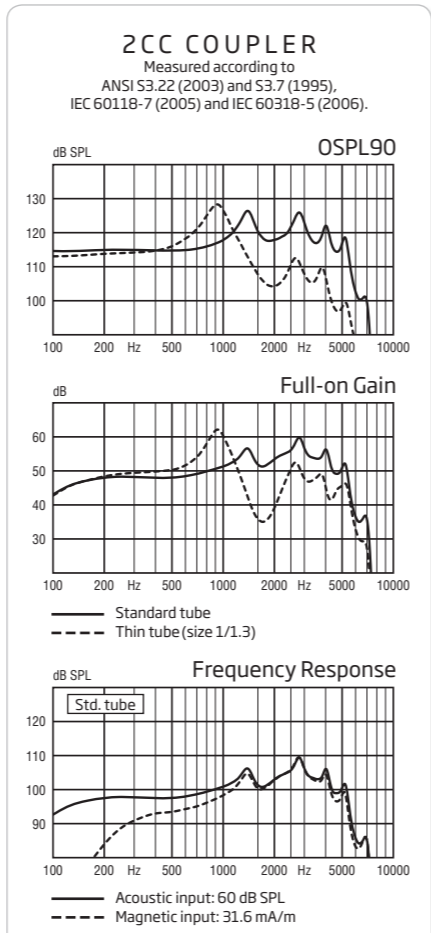
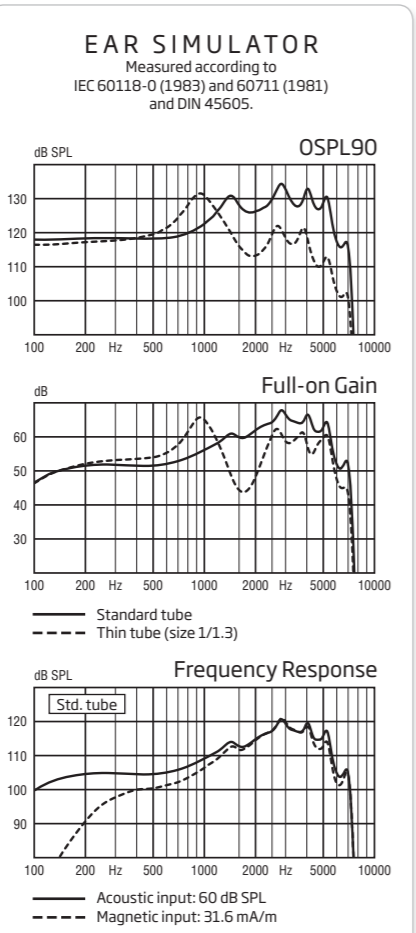
OSPL90	Peak	121 dB SPL	109 dB SPL
	1600 Hz	111 dB SPL	103 dB SPL
	Average	109 dB SPL	103 dB SPL
Full-on gain	Peak	45 dB	35 dB
	1600 Hz	41 dB	33 dB
	Average	40 dB	34 dB
Reference test gain		-	-
Frequency range		100-7300 Hz	100-7200 Hz
Telecoil output (1600 Hz)	1 mA/m field	-	-
	10 mA/m field	-	-
	SPLITS L/R	-	-
Total harmonic distortion	500 Hz	<2 %	2 %
(Input 70 dB SPL)	800 Hz	<2 %	<2 %
	1600 Hz	<2 %	<2 %
Equivalent input noise level (A)	Omni	21 dB SPL	18 dB SPL
	Dir	-	-
Battery consumption	Quiescent	0.7 mA	0.7 mA
	Typical	0.7 mA	0.7 mA

Battery life, calculated, hours\*  
(Size 10, IEC PR70)

IRIL (IEC 60118-13-2011)

800/1400/2000 MHz: 14/19/<10 dB SPL

\* Based on the standardized battery consumption measurement (IEC 60118-0.) The actual battery life depends on battery quality, use pattern, active feature set, hearing loss and sound environment  
Note: Custom instruments may be built with a reduced maximum gain to optimize size and performance for the individual.





**CUSTOM 75**  
OTICON RIA PRO  
OTICON RIA

**Oticon | Ria**

**CUSTOM 85**  
OTICON RIA PRO  
OTICON RIA

**Oticon | Ria**



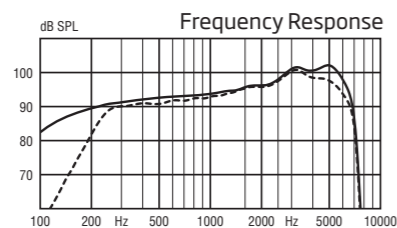
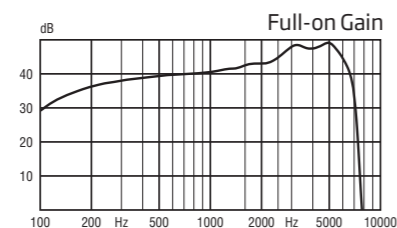
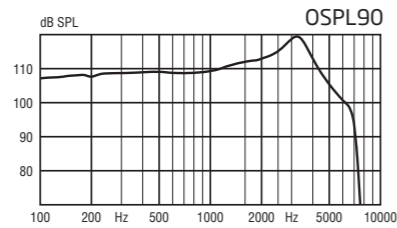
Scale 1:1

**Technical information**

All measurements are made on instruments with ProWax and T-Cap or O-Cap protection. Omnidirectional mode is used unless otherwise stated.

**EAR SIMULATOR**

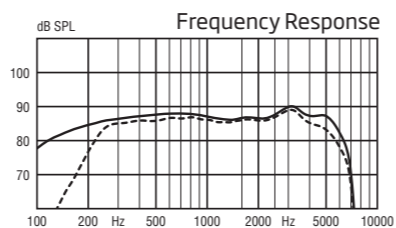
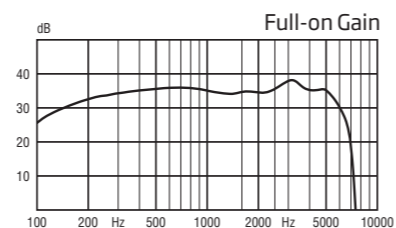
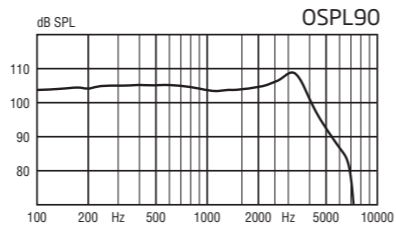
Measured according to IEC 60118-0 (1983) and 60711 (1981) and DIN 45605.



— Acoustic input: 60 dB SPL  
- - - Magnetic input: 31.6 mA/m

**ZCC COUPLER**

Measured according to ANSI S3.22 (2003) and S3.7 (1995), IEC 60118-7 (2005) and IEC 60318-5 (2006).



— Acoustic input: 60 dB SPL  
- - - Magnetic input: 31.6 mA/m

75

OSPL90	Peak	119 dB SPL	109 dB SPL
	1600 Hz	112 dB SPL	104 dB SPL
	Average	110 dB SPL	105 dB SPL
Full-on gain	Peak	49 dB	38 dB
	1600 Hz	43 dB	35 dB
	Average	41 dB	35 dB
Reference test gain		36 dB	27 dB
Frequency range		100-7200 Hz	100-7100 Hz
Telecoil output (1600 Hz)	1 mA/m field	73 dB SPL	-
	10 mA/m field	93 dB SPL	-
	SPLITS L/R	-	82/82 dB SPL
Total harmonic distortion	500 Hz	2.0 %	<2 %
(Input 70 dB SPL)	800 Hz	2.0 %	<2 %
	1600 Hz	3.0 %	2.0 %
Equivalent input noise level (A)	Omni	22 dB SPL	20 dB SPL
	Dir	31 dB SPL	29 dB SPL
Battery consumption	Quiescent	1.0 mA	1.0 mA
	Typical	1.0 mA	1.0 mA

Battery life, calculated, hours\*

135/140/260

Size: 10 (IEC PR70) / 312 (IEC PR41) / 13 (IEC PR48)

IRIL (IEC 60118-13-2011)

800/1400/2000 MHz: 28/44/37 dB SPL

\* Based on the standardized battery consumption measurement (IEC 60118-0.) The actual battery life depends on battery quality, use pattern, active feature set, hearing loss and sound environment  
Note: Custom instruments may be built with a reduced maximum gain to optimize size and performance for the individual.



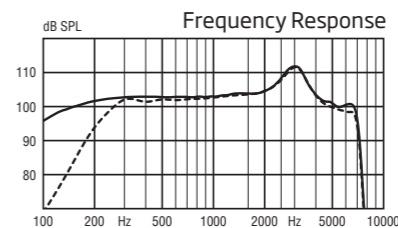
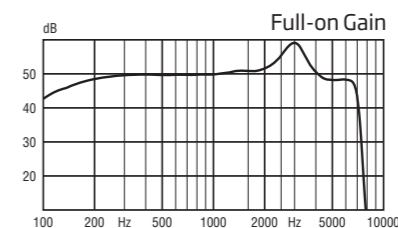
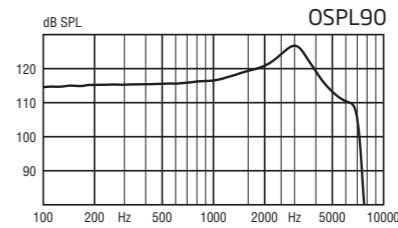
Scale 1:1

**Technical information**

All measurements are made on instruments with ProWax and T-Cap or O-Cap protection. Omnidirectional mode is used unless otherwise stated.

**EAR SIMULATOR**

Measured according to IEC 60118-0 (1983) and 60711 (1981) and DIN 45605.



— Acoustic input: 60 dB SPL  
- - - Magnetic input: 31.6 mA/m

85

OSPL90	Peak	126 dB SPL	117 dB SPL
	1600 Hz	119 dB SPL	111 dB SPL
	Average	117 dB SPL	113 dB SPL
Full-on gain	Peak	59 dB	50 dB
	1600 Hz	51 dB	43 dB
	Average	50 dB	45 dB
Reference test gain		44 dB	37 dB
Frequency range		100-7260 Hz	100-7050 Hz
Telecoil output (1600 Hz)	1 mA/m field	81 dB SPL	-
	10 mA/m field	101 dB SPL	-
	SPLITS L / R	-	90/90 dB SPL
Total harmonic distortion	500 Hz	2.0 %	<2 %
(Input 70 dB SPL)	800 Hz	2.0 %	<2 %
	1600 Hz	3.0 %	2.0 %
Equivalent input noise level (A)	Omni	22 dB SPL	19 dB SPL
	Dir	32 dB SPL	29 dB SPL
Battery consumption	Quiescent	1.0 mA	1.0 mA
	Typical	1.0 mA	1.0 mA

Battery life, calculated, hours\*

125/140/260

Size: 10 (IEC PR70) / 312 (IEC PR41) / 13 (IEC PR48)

IRIL (IEC 60118-13-2011)

800/1400/2000 MHz: 21/39/<14 dB SPL

\* Based on the standardized battery consumption measurement (IEC 60118-0.) The actual battery life depends on battery quality, use pattern, active feature set, hearing loss and sound environment  
Note: Custom instruments may be built with a reduced maximum gain to optimize size and performance for the individual.

**CUSTOM 90**  
OTICON RIA PRO  
OTICON RIA



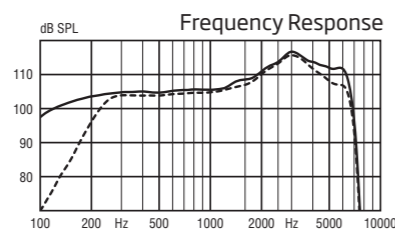
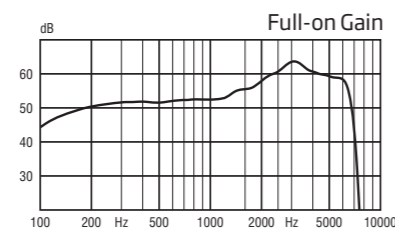
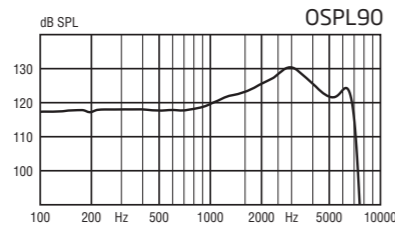
Scale 1:1

**Technical information**

All measurements are made on instruments with ProWax and O-Cap protection. Omnidirectional mode is used unless otherwise stated.

**EAR SIMULATOR**

Measured according to IEC 60118-0 (1983) and 60711 (1981) and DIN 45605.



— Acoustic input: 60 dB SPL  
- - - Magnetic input: 31.6 mA/m

**Oticon | Ria**

**CUSTOM 100**  
OTICON RIA PRO  
OTICON RIA



Scale 1:1

**Technical information**

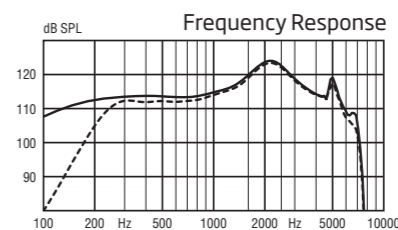
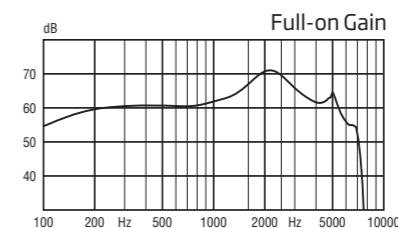
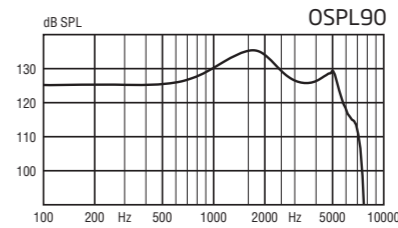
All measurements are made on instruments with ProWax and O-Cap protection. Omnidirectional mode is used unless otherwise stated.

**Warning to the instrument dispenser**

The maximum output capability of the hearing instrument may exceed 132 dB SPL (IEC 711). Special care should be exercised in selecting and fitting the instrument as there may be risk of impairing the remaining hearing of the hearing instrument user.

**EAR SIMULATOR**

Measured according to IEC 60118-0 (1983) and 60711 (1981) and DIN 45605.

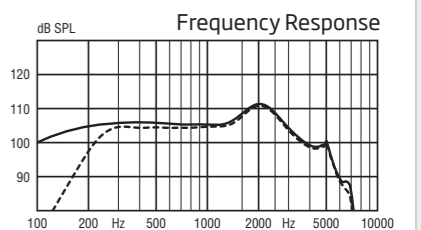
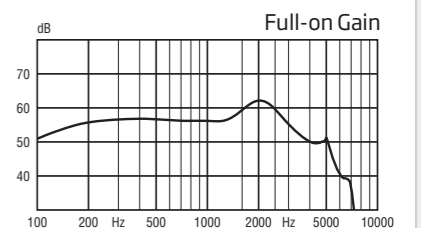
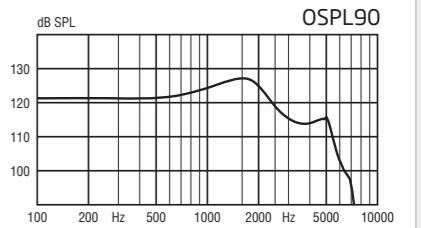


— Acoustic input: 60 dB SPL  
- - - Magnetic input: 31.6 mA/m

**Oticon | Ria**

**ZCC COUPLER**

Measured according to ANSI S3.22 (2003) and S3.7 (1995), IEC 60118-7 (2005) and IEC 60318-5 (2006).



— Acoustic input: 60 dB SPL  
- - - Magnetic input: 31.6 mA/m

90

OSPL90	Peak	130 dB SPL	121 dB SPL
	1600 Hz	123 dB SPL	115 dB SPL
	Average	121 dB SPL	116 dB SPL
Full-on gain	Peak	64 dB	54 dB
	1600 Hz	56 dB	47 dB
	Average	54 dB	49 dB
Reference test gain		48 dB	40 dB
Frequency range		100-7180 Hz	100-6980 Hz
Telecoil output (1600 Hz)	1 mA/m field	85 dB SPL	-
	10 mA/m field	105 dB SPL	-
	SPLITS L/R	-	93/93 dB SPL
Total harmonic distortion	500 Hz	<2 %	<2 %
(Input 70 dB SPL)	800 Hz	<2 %	<2 %
	1600 Hz	3.0 %	2.0 %
Equivalent input noise level (A)	Omni	23 dB SPL	19 dB SPL
	Dir	34 dB SPL	29 dB SPL
Battery consumption	Quiescent	1.0 mA	1.0 mA
	Typical	1.0 mA	1.0 mA

Battery life, calculated, hours\*

140/260

Size: 312 (IEC PR41) / 13 (IEC PR48)

IRIL (IEC 60118-13-2011)

800/1400/2000 MHz: 26/55/41 dB SPL

\* Based on the standardized battery consumption measurement (IEC 60118-0.) The actual battery life depends on battery quality, use pattern, active feature set, hearing loss and sound environment  
Note: Custom instruments may be built with a reduced maximum gain to optimize size and performance for the individual.

100

OSPL90	Peak	135 dB SPL	127 dB SPL
	1600 Hz	135 dB SPL	127 dB SPL
	Average	130 dB SPL	123 dB SPL
Full-on gain	Peak	71 dB	62 dB
	1600 Hz	67 dB	59 dB
	Average	65 dB	58 dB
Reference test gain		60 dB	48 dB
Frequency range		100-7029 Hz	100-6896 Hz
Telecoil output (1600 Hz)	1 mA/m field	95 dB SPL	-
	10 mA/m field	115 dB SPL	-
	SPLITS L / R	-	105/105 dB SPL
Total harmonic distortion	500 Hz	<2 %	<2 %
(Input 70 dB SPL)	800 Hz	<2 %	<2 %
	1600 Hz	2.0 %	<2 %
Equivalent input noise level (A)	Omni	17 dB SPL	15 dB SPL
	Dir	27 dB SPL	26 dB SPL
Battery consumption	Quiescent	0.9 mA	0.9 mA
	Typical	0.9 mA	0.9 mA

Battery life, calculated, hours\*

155/290

Size: 312 (IEC PR41) / 13 (IEC PR48)

IRIL (IEC 60118-13-2011)

800/1400/2000 MHz: 15/45/28 dB SPL

\* Based on the standardized battery consumption measurement (IEC 60118-0.) The actual battery life depends on battery quality, use pattern, active feature set, hearing loss and sound environment  
Note: Custom instruments may be built with a reduced maximum gain to optimize size and performance for the individual.

## People First

People First is our promise to empower people to communicate freely, interact naturally and participate actively